

Galaxy is an advanced server-based software for monitoring sites, power stations, electrical equipment and anything that can be made connected to it through a network that meets the most popular standards.

This software is able to offer a very accurate management but just as simple graphical intuition of even fairly consistent assets and with distributed network architectures.

Through reliable user account login management the GALAXY GUI remains accessible from any web browser and does not require any client software installation.



When the specific user has logged in, depending on the user privileges in possession, he can access a series of dashboards and tools that allow him in a simple and intuitive way to manage the entire site on which our products are installed.

This is how you are faced with a graphical environment that manages the collected data from monitored sites offering different types of visualization of the same and offers the possibility to receive real-time alerts for the vital parameters of the electrical equipment under control.

For example you can show a map view with an overview of the monitored hosts on sites located in a geographic view.

The map shows the real-time status of all sites where under control power stations are installed



Other views include more specific views such as the site view of a room where our products are installed, or even the front view of the rack that contains the power stations.

Similarly, with a view that drops lower to the level, all real-time states of energy stations are intuitively.

All data collected from monitored devices is stored in a database that stores it in order to perform real-time or later processing data for data analysis.

The databases used are widely used in the world and include the most appropriate standards for data protection security.



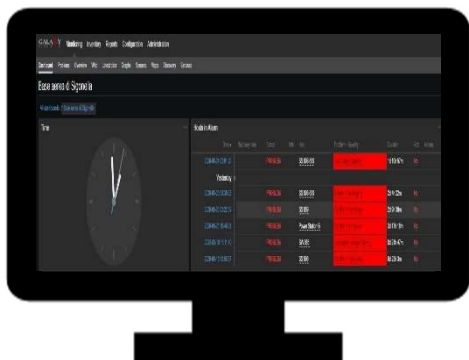
You can build through simple custom dashboard tools and widgets and plot charts and trends of what you want.

All data analysis tools are fully customizable by the user with regard to the shapes, chart type and colors used.



You can create your own personal dashboard that is related to the electrical system of which you want to control the parameters and customize any kind of visualization of the data shown in real time.

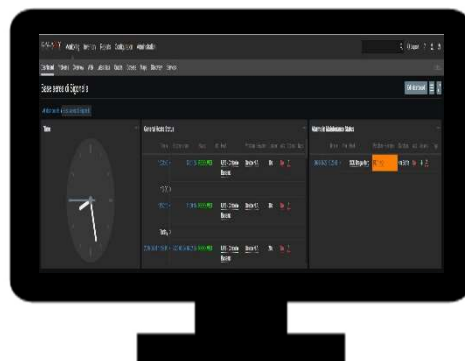




Appropriate sections can be seen in the status of the alarms and take specific actions on them.

Also in this screen, visualizations with intuitive colors and graphics are helped.

Other screens include statistical logs and tools that simply manage alarm lifecycles.



Key Features



EASY ACCESS: No client software needed. You can access to it by a simple web browser.



INTUITIVE GUI: Simple and comprehensive user interface for easy management.



USER ACCOUNT POLICY: Strong management of user privileges and user access to the system.



SECURITY: Data security and system server access.



STORAGE DATABASE: Dedicated database for storage, statistic and data analytics.



CUSTOM DASHBOARD: Ability to customize and create new dashboards.



DATA ANALYS: Ability to analyze all collected data accurately.



DATA HISTORY: Accessible and easy-to-manage data history collection and log.



POPUP NOTIFICATION: Realtime on-screen notifications for instant alerting alarms



EMAIL NOTIFICATION: Ability to receive notifications directly on your email address for alerts and alarms.

Key Features



ASSET MANAGEMENT: Navigation and resource navigation tools.



MAP VIEW: Map interactive overview of all sites monitored.



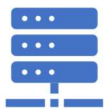
REAL TIME ALARMS: Efficient custom alarms notification system.



ALARMS VIEW: Easy alarms management in a comprehensive view.



KPI: Key Performance Indicator for many parameters.



SERVER-CLIENT: Reliable and centralized server-client architecture.



READY SUPPORT: Support request button on graphical user interface.



EASY SETUP: Configure advanced parameters in a simple and intuitive way.



CLOUD FEATURES: Cloud integration possibilities.



SCALABILITY: Ability to integrate or remove default and custom functionality.

SPECIFICATIONS

Available packages

Size	Hosts that you can monitor
GALAXY <u>S</u>	Up to 50
GALAXY <u>M</u>	Up to 500
GALAXY <u>L</u>	Up to 1000
GALAXY <u>XL</u>	Up to 10.000

Support agreements

Service type	
Email support	Lun. – Ven. 8,30 – 17,30 (CET/CEST)
Telephone support	Lun. – Ven. 8,30 – 17,30 (CET/CEST)
Remote desktop support	For cases of remote assistance required.
On-site support	Scheduled tasks on demand for special cases that require on-site presence.

Server requirements

Hosts	CPU / RAM	HDD Data Storage
0 - 50	Intel Pentium / 256 MB	Up to 50 GB / Month
50 - 500	AMD Athlon / 2 GB	Up to 500 GB / Month
500 - 1000	Intel Dual Core / 4 GB	Up to 1 TB / Month
1000 - 10.000	Intel Xeon / 8GB	Up to 10 TB / Month

Client requirements

Client SO / Browser Internet
Any internet browser that displays pages in a local connection or web pages (e.g.: Google Chrome, Microsoft Edge, Mozilla Firefox)

Communication protocol supported

Host type	
Our products	SNMP v1 SNMP v2 SNMP v3
3rd party products	SNMP v1, v2, v3 Specific MIBs of products.
Other protocol supported (using appropriate HW system integration)	BacNET ModBUS

On-site network requirements

Properties	
Each host must be reached by Ethernet LAN cable taking advantage of appropriate IP routing.	
Bandwidth to hosts	Minimum 256 kB/s
Daily data usage on each host	Dependent on the number of data collected.
Maximum response time to the hosts	500 ms
Transmission standard supported	TCP/IP Port 10051 UDP Port 161/162

Security

Login properties	
Frontend access (GUI)	User account (only read limited permission) Admin account (read/write permission) SuperAdmin account (any configuration permission)
Backend access	Only in particular cases. Limited access to our specialized staff.

GUI FEATURES

Dashboard

- **Local/Server time custom widget**
- **Sections/Tabs navigation**
- **Sites & Hosts overview**
- **Easy actions features**

Asset Explorer

- **Resources tree view**
- **Easy browsing**
- **Real time status and alerts counter per site/host**

Map View

- **Geolocation on site map**
- **Custom map**
- **Real-time site/host status on map**
- **Real-time site/host alarm detail or problem detail**
- **Quick link to the host monitored dashboard**
- **Quick link to many host diagnostics tools**

Alarms View

- **Custom alarms visualization**
- **Single alarm timestamp or status change**
- **Quick action on every single alarms**
- **Custom colors for different alarms severity degrees**
- **Historical correlation for different alarms of the same parameter**
- **Filter tools by type of alarm for simple management**

Alarms Notifications

- Receiving on personalized email of every alarm or change of status that you want to monitor
- Smart pop-up on screen for any alarms and change status

Log Reports

- Historicization of any attempt at access
- Details for each log action
- System information
- Notification log

Host Inventory

- Full list of monitored hosts (active and inactive)
- Details and specifications for each host
- Real-time host status indicator

3th party application support

- Easy customization of button link to any web site
- Compatibility for integration and working with similar software (NMS) or exploiting similar databases.