

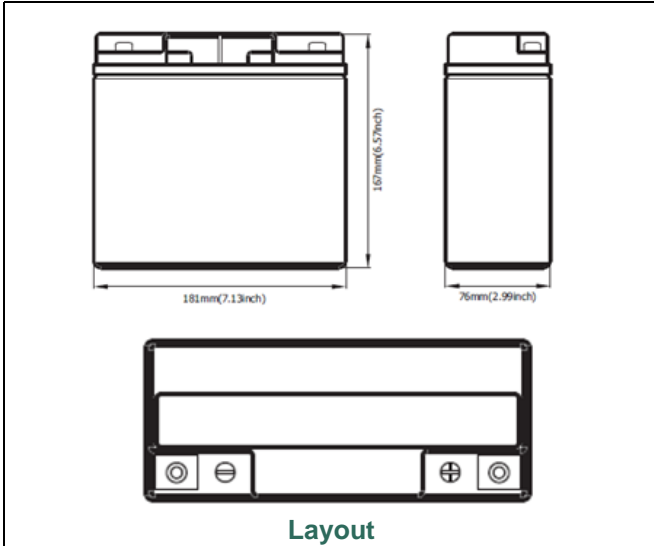
12V 18Ah - MBESL113 - AGM Battery



The battery is constructed by plates, separators, safety valves and container. Since the electrolyte is held by a glass mat separator and plates, the battery can use in any direction and position without leakage

Performance Characteristics

- Nominal Voltage 12V
- Number of cell 6
- Life (Year) 5 years
- Nominal Capacity 77°F (25°C)
- 20-hour rate(0.9A,10.5V) 18Ah
- 10-hour rate (1.67A, 10.5V) 16.7Ah
- 5-hour rate (3.06 A,10.5V) 15.3Ah
- 1-hour rate(11.6A,9.6V) 11.6Ah
- Internal Resistance
- Fully Charged battery 77°F (25°C)15 mΩ
- Self-Discharge
- 3% of capacity declined per month at 20°C(average)
- Operation Temperature Range
- Discharge -20~60°C
- Charge -10~60°C
- Storage -20~60°C
- Max. Discharge Current 77°F (25°C) 270A(5s)
- Short Circuit Current 1080A



Dimensions and Weight (+/- 2mm)

- Length (mm / inch).....181 / 7.73
- Width (mm / inch)76 / 2.99
- Height (mm / inch)166 / 6.54
- Total Height (mm / inch).....166 / 6.54
- Approx. Weight(Kg / lbs).....5.0 / 11.00

Discharge Constant Current (Amperes at 77°F25°C)

F.V/Time	5min	10min	15min	30min	45min	1h	2h	3h	5h	8h	10h	20h
9.60V	63.0	50.4	36.0	20.8	14.7	11.8	6.30	4.55	3.09	2.03	1.69	0.92
9.90V	61.2	48.6	34.2	20.3	14.6	11.6	6.25	4.53	3.08	2.03	1.69	0.92
10.20V	57.6	45.0	32.4	19.8	14.4	11.5	6.22	4.50	3.06	2.01	1.67	0.90
10.50V	50.4	37.8	30.6	18.7	14.2	11.3	6.12	4.45	3.06	2.00	1.67	0.90
10.80V	45.0	32.4	28.8	16.2	14.1	11.1	5.94	4.32	3.03	2.00	1.64	0.88

Discharge Constant Power (Watts at 77°F25°C)

F.V/Time	5min	10min	15min	30min	45min	1h	2h	3h	5h	8h	10h	20h
9.60V	688	552	398	241	169	136	72.6	52.7	35.8	23.6	19.7	10.8
9.90V	660	529	376	233	166	133	72.6	52.4	35.6	23.6	19.6	10.8
10.20V	628	498	358	222	164	133	72.0	52.1	35.5	23.6	19.6	10.7
10.50V	551	420	338	208	162	131	70.8	51.5	35.5	23.3	19.4	10.5
10.80V	492	378	319	181	160	128	68.4	50.0	35.2	23.3	19.1	10.3



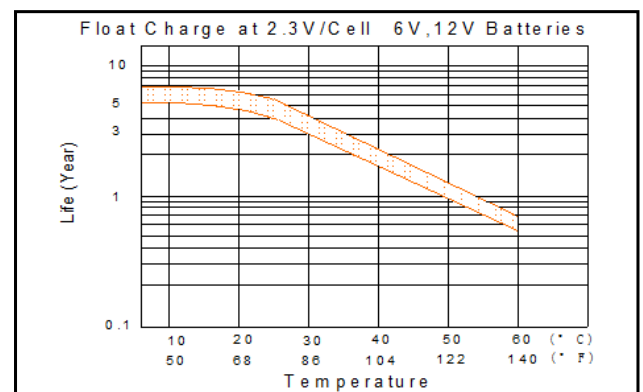
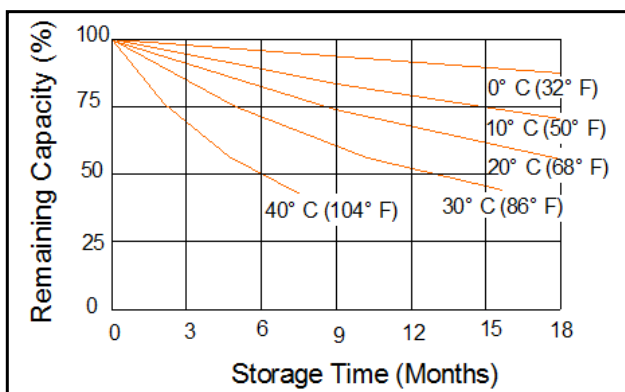
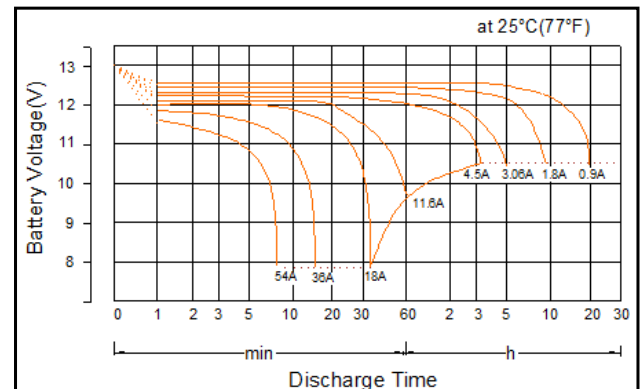
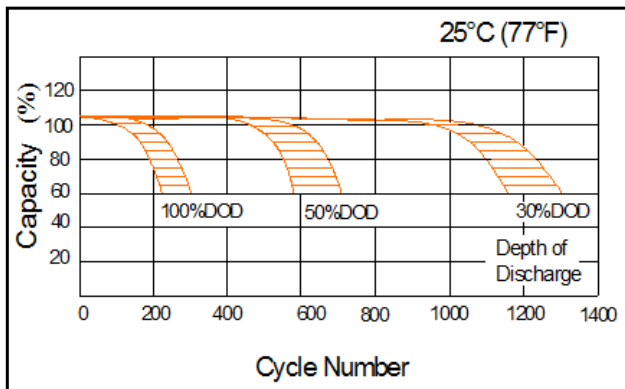
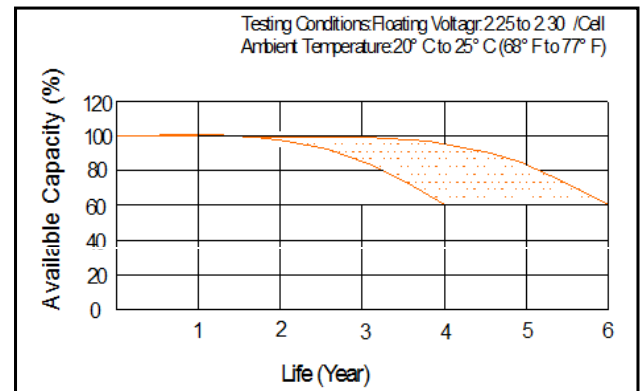
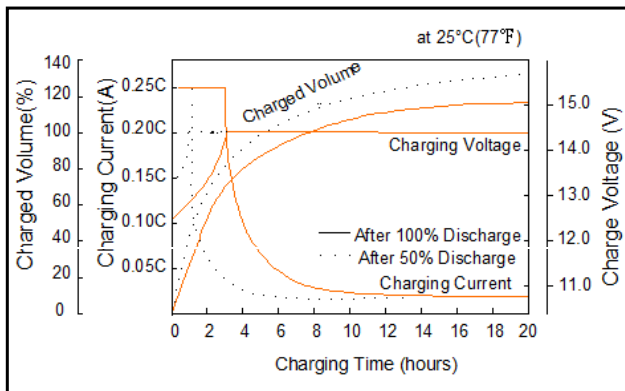
Battery Construction

COMPONENT	Positive	Negative	Container	Cover	Safety valve	Terminal	Separator	Electrolyte
RAW MATERIAL	Lead dioxide	Lead	ABS	ABS	Rubber	Copper	Fiberglass	Sulfuric acid

Charging Methods

Application	Charging method	Charging Voltage at 25° C	Temperature compensation coefficient of charging voltage	Max. charging current	Charging time 25°C(h)		Temp (° C)
					100% discharge	50% discharge	
For standby power source	Constant voltage & Constant Current	13.4-13.8V	-18 mV/° C	5.4A	24	20	0~40 (32~104° F)
For cycle service	Charging (with current restriction)	14.5-15.0V	-30 mV/° C	5.4A	16	10	

*Temperature compensation of charging voltage is not needed. When using the batteries within 15° C to 35° C range.



Braga Moro Offices

Braga Moro Headquarters

Via San Gregorio 12,
20124 Milan
Italy.
www.bragamoro.com

Braga Moro Sales Office

Via Ludwig Van Beethoven 24,
20092 Cinisello Balsamo, Milan,
Italy.
Tel: +39 02 51 67 22 01
Fax: +39 02 51 67 22 13
E-mail: sale@brgamoro.com

Braga Moro Office

Via Tenuta Piccirilli, 104
00188, Roma, RM
Italy.